



**NATIONAL NEWS AGENCY
NEW DELHI**

**AP POLL SURVEY
REPORT
ASSEMBLY & LOKSABHA
ELECTIONS 2019**



AP Poll Survey Brief Report

INSS Media specializes in Pre-Poll, Exit Poll and Opinion Poll surveys.

Recently in Andhra Pradesh, 950 professionals were engaged in collecting 5850 samples to understand the voting patterns. Interesting data came to light. Out of the 175 AP Assembly constituencies, there is no perceptible anti-incumbency against the TDP. Populist schemes of AP Government seemed to have swayed the voters. An **estimated 60 % Government employees and 40 % police staff** are expected to back TDP for a second consecutive term in office. Even as countrywide women's participation in electoral process, in Andhra Pradesh, **women's support to TDP has dramatically increased, with 80 per cent women reposing faith in TDP.**

Survey findings reveal that YSRCP candidates may lose large number of seats with narrow margins of as low as 200 to 500 votes. TDP's biggest advantage is the high credibility of Andhra Pradesh Chief Minister N Chandrababu Naidu. People feel with his return to power, Amaravati can develop on the model of Singapore City.

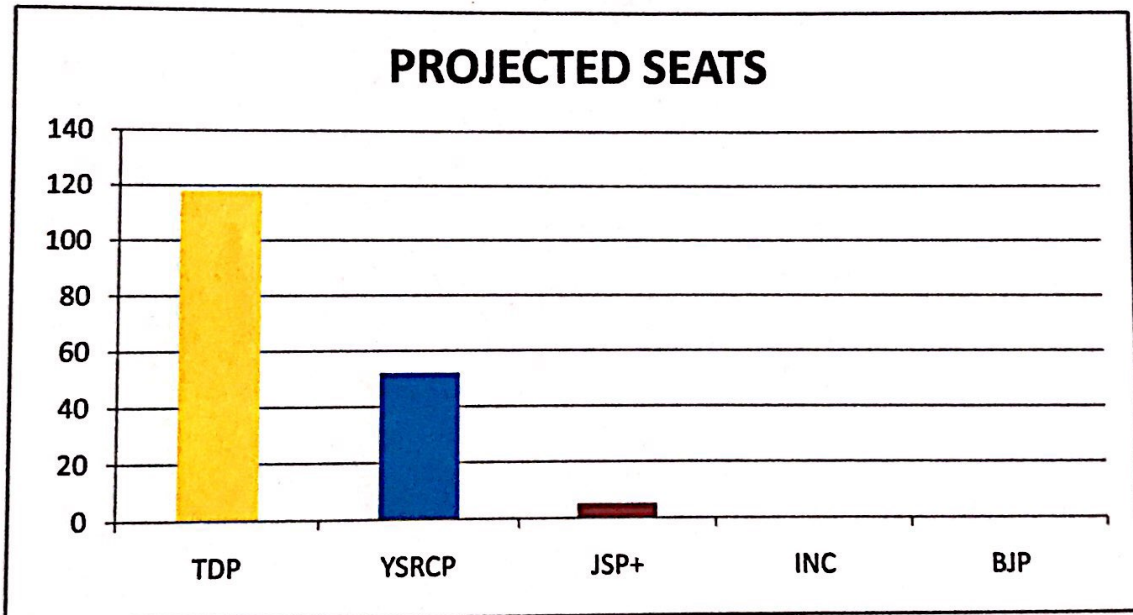
Out of the 175 constituencies in AP, TDP seems to be ahead in 100 constituencies. This tally may go up to 120 seats. Though some of the sitting MLAs and MPs face anti-incumbency, people voted primarily for TDP leader N. Chandrababu Naidu.

INSS Media survey, conducted without any bias or favor, found that YSRCP, JANASENA and BJP put-up a tough contest against the ruling TDP. However, TDP seems to enjoy an edge over the rest of the political parties.

With Regards,
M. Ramakrishna,
CEO, INSS,
National News Agency, New Delhi.
Cell : 97171 50099, 97171 01177
email : inssmediadelhi@gmail.com, indmediadelhi@gmail.com

A.P. ASSEMBLY PROJECTED SEATS

PARTY	SEATS
TDP	118
YSRCP	52
JSP+	5
INC	0
BJP	0
TOTAL	175

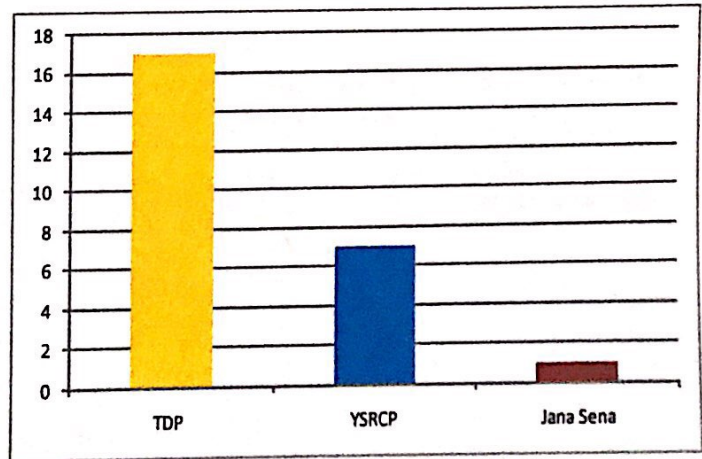


AP Loksabha Seats :

TDP = 17

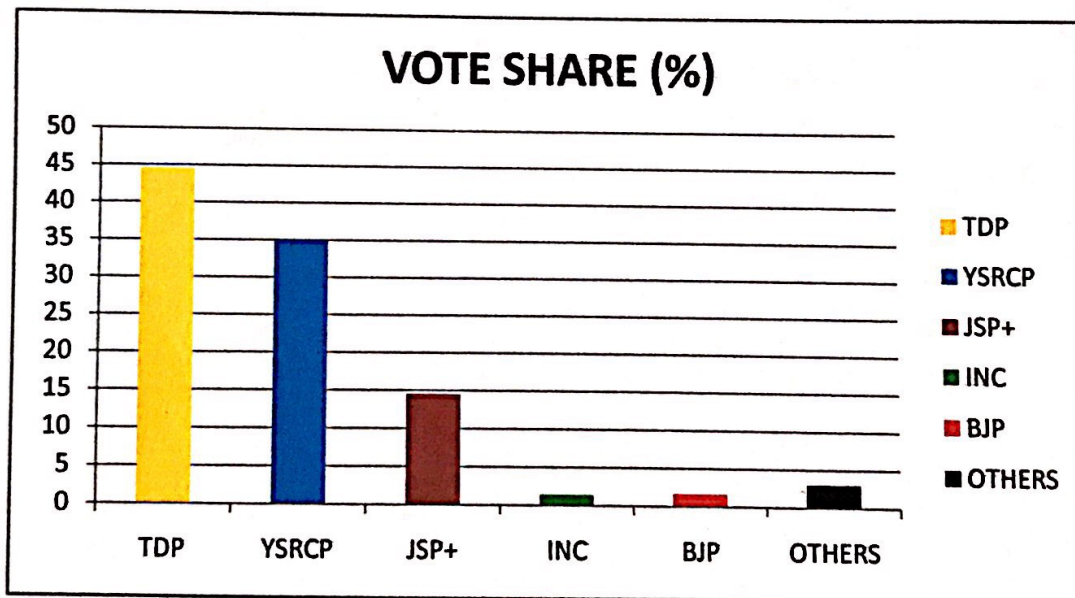
YSRCP = 7

Jana Sena = 1

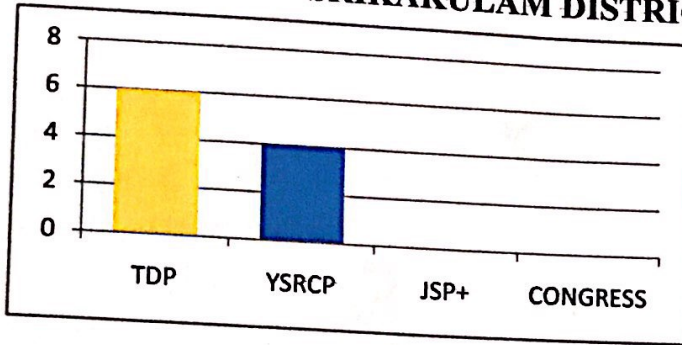


**POLL SURVEY FOR AP LEGISLATIVE ASSEMBLY ELECTIONS
PROJECTED VOTE SHARE**

PARTY	VOTE SHARE (%)
TDP	44.5
YSRCP	35
JSP+	14.5
INC	1.4
BJP	1.6
OTHERS	3

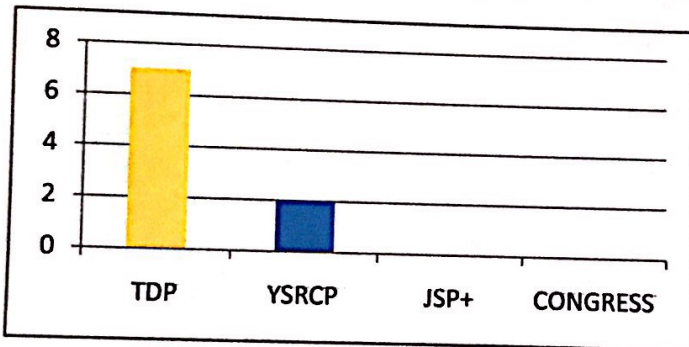


SRIKAKULAM DISTRICT



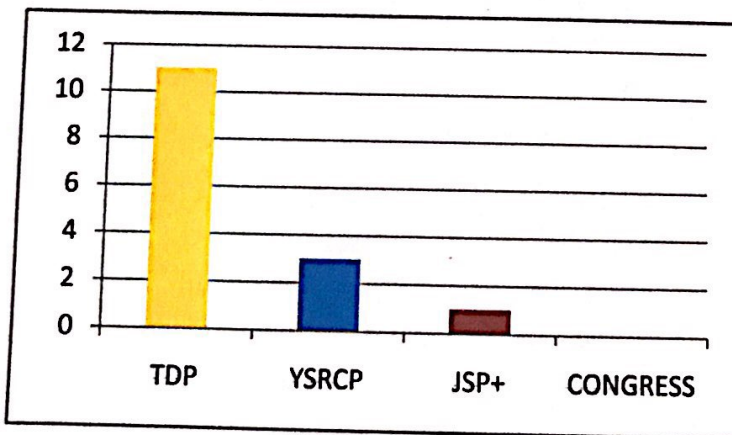
TDP	6
YSRCP	4
JSP+	0
CONGRESS	0

VIZIANAGARAM DISTRICT



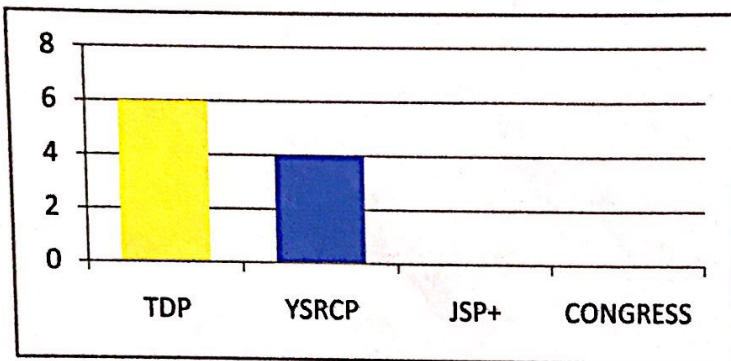
TDP	7
YSRCP	2
JSP+	0
CONGRESS	0

VISAKHAPATNAM DISTRICT



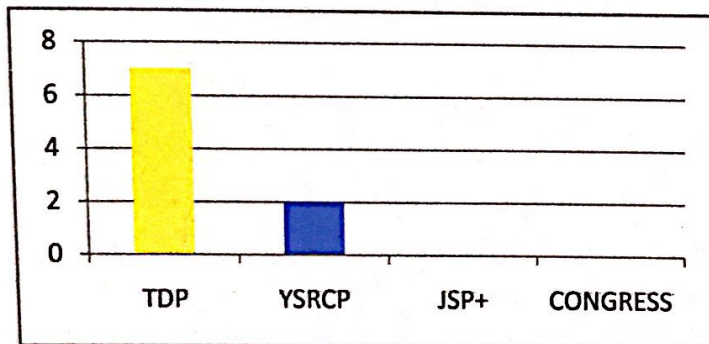
TDP	11
YSRCP	3
JSP+	1
CONGRESS	0

SRIKAKULAM DISTRICT



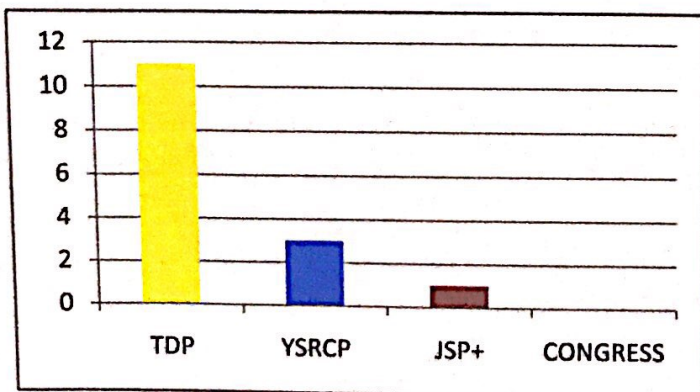
TDP	6
YSRCP	4
JSP+	0
CONGRESS	0

VIZIANAGARAM DISTRICT



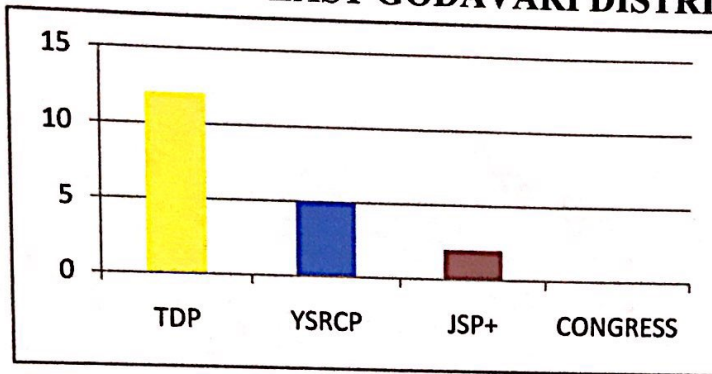
TDP	7
YSRCP	2
JSP+	0
CONGRESS	0

VISAKHAPATNAM DISTRICT



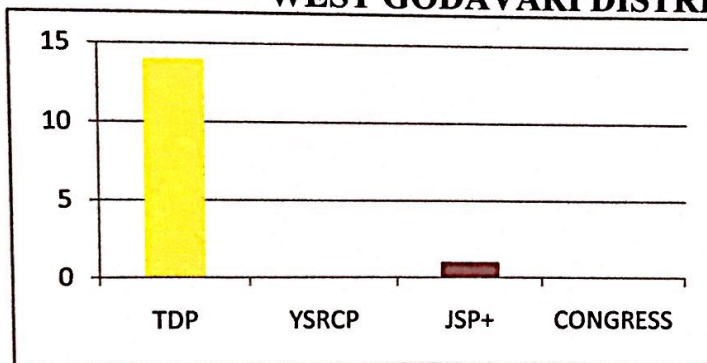
TDP	11
YSRCP	3
JSP+	1
CONGRESS	0

EAST GODAVARI DISTRICT



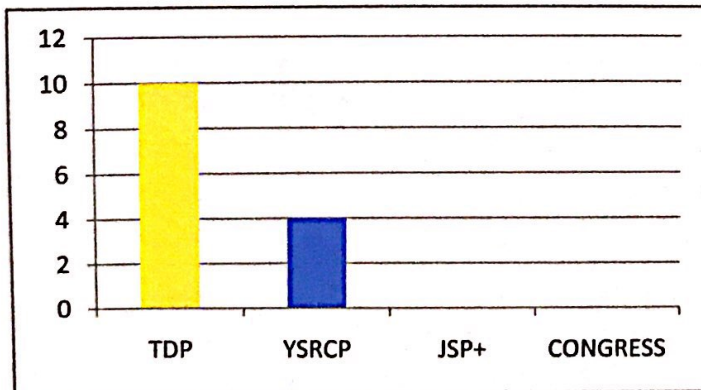
TDP	12
YSRCP	5
JSP+	2
CONGRESS	0

WEST GODAVARI DISTRICT



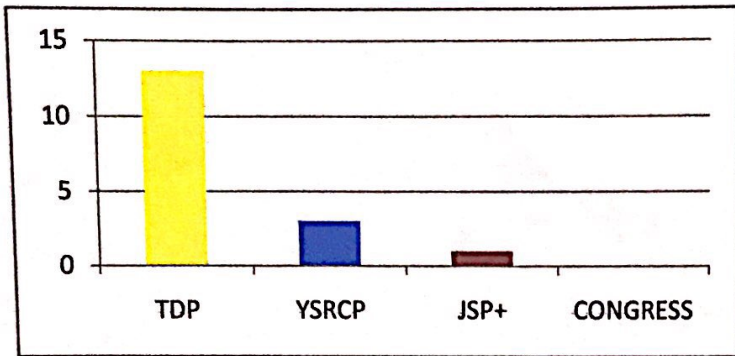
TDP	14
YSRCP	0
JSP+	1
CONGRESS	0

KRISHNA DISTRICT



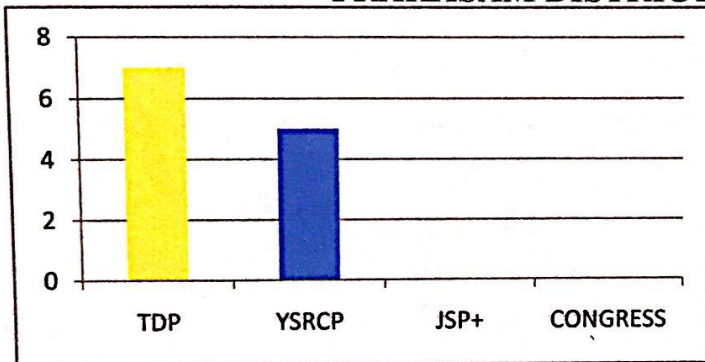
TDP	10
YSRCP	4
JSP+	0
CONGRESS	0

GUNTUR DISTRICT



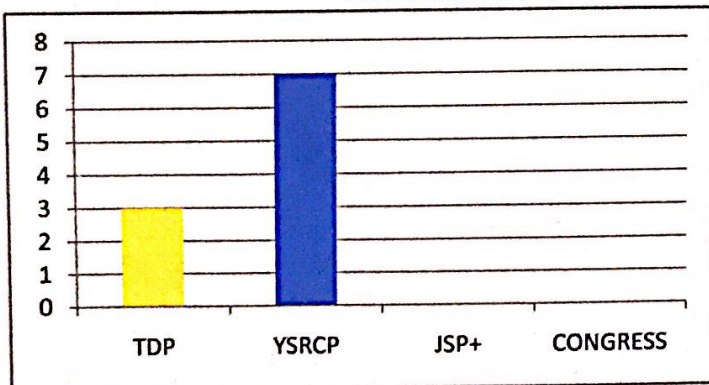
TDP	13
YSRCP	3
JSP+	1
CONGRESS	0

PRAKASAM DISTRICT



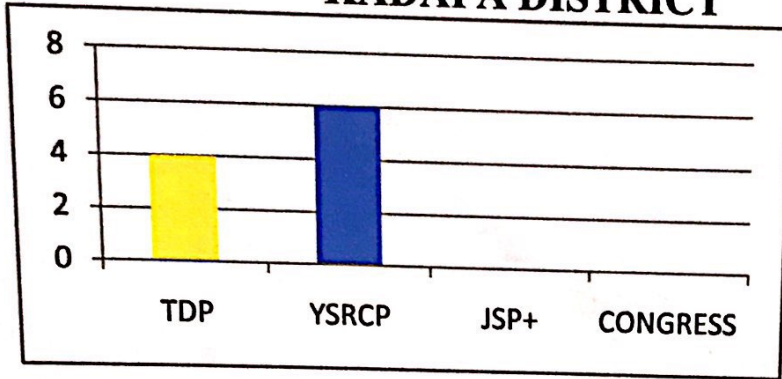
TDP	7
YSRCP	5
JSP+	0
CONGRESS	0

NELLORE DISTRICT



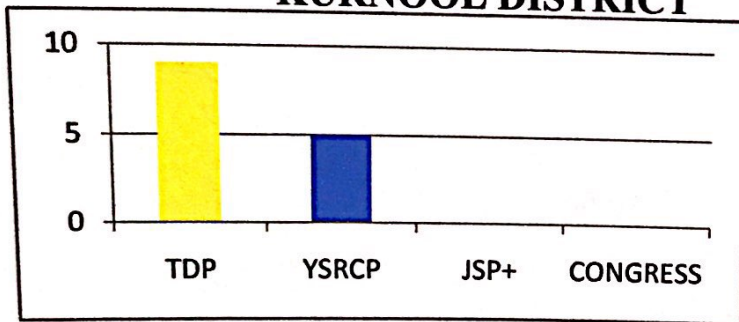
TDP	3
YSRCP	7
JSP+	0
CONGRESS	0

KADAPA DISTRICT



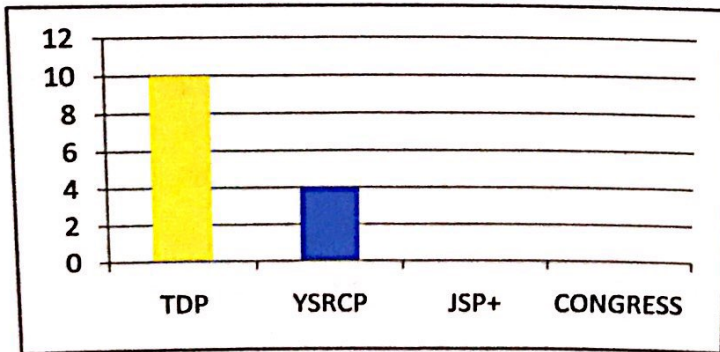
TDP	4
YSRCP	6
JSP+	0
CONGRESS	0

KURNOOL DISTRICT



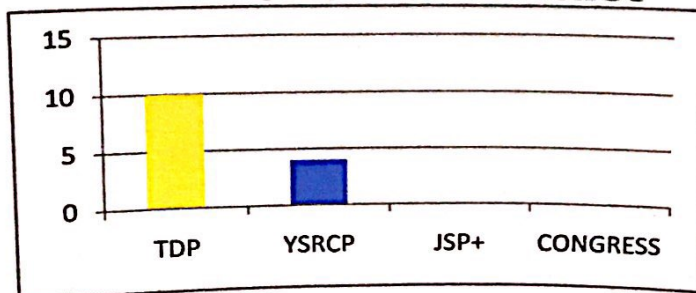
TDP	9
YSRCP	5
JSP+	0
CONGRESS	0

ANANTAPUR DISTRICT



TDP	10
YSRCP	4
JSP+	0
CONGRESS	0

CHITTOOR DISTRICT



TDP	10
YSRCP	4
JSP+	0
CONGRESS	0